

## *XCP-ADAM-MC*

### **Breakout Panel Technical Guide**

**PROPRIETARY NOTICE**

The product information and design disclosed herein were originated by and are the property of Bosch Security Systems, Inc. Bosch reserves all patent, proprietary design, manufacturing, reproduction, use and sales rights thereto, and to any article disclosed therein, except to the extent rights are expressly granted to others.

**COPYRIGHT NOTICE**

Copyright 2011 by Bosch Security Systems, Inc. All rights reserved. Reproduction, in whole or in part, without prior written permission from Bosch is prohibited.

\*All other trademarks are property of their respective owners.

**WARRANTY AND SERVICE INFORMATION**

For warranty and service information, refer to the appropriate web site below:

- RTS ..... [www.rtsintercoms.com/warranty](http://www.rtsintercoms.com/warranty)
- RTSTW ..... [www.rtstw.com/warranty](http://www.rtstw.com/warranty)
- AudioCom..... [www.telexaudiocom.com/warranty](http://www.telexaudiocom.com/warranty)
- RadioCom ..... [www.telexradiocom.com/warranty](http://www.telexradiocom.com/warranty)
- Headsets ..... [www.intercomheadsets.com/warranty](http://www.intercomheadsets.com/warranty)

**CUSTOMER SUPPORT**



Technical questions should be directed to:

Customer Service Department  
 Bosch Security Systems, Inc.  
 12000 Portland Avenue South  
 Burnsville, MN 55337 USA  
 Telephone: 877-863-4169  
 Fax: 800-323-0498  
 Info@rtsintercoms.com

Technical Questions EMEA  
 Bosch Security Systems Technical Support EMEA  
[http://www.rtsintercoms.com/contact\\_main.php](http://www.rtsintercoms.com/contact_main.php)

**DISCLAIMER**

The manufacturer of the equipment described herein makes no expressed or implied warranty with respect to anything contained in this manual and shall not be held liable for any implied warranties of fitness for a particular application or for any indirect, special, or consequential damages. The information contained herein is subject to change without prior notice and shall not be construed as an expressed or implied commitment on the part of the manufacturer.

	<p><b>CAUTION</b></p> <p>RISK OF ELECTRIC SHOCK DO NOT OPEN</p>	
<p>THE LIGHTNING FLASH AND ARROWHEAD WITHIN THE TRIANGLE IS A WARNING SIGN ALERTING YOU OF "DANGEROUS VOLTAGE" INSIDE THE PRODUCT.</p>	<p>CAUTION: TO REDUCE THE RISK OF ELECTRIC SHOCK, DO NOT REMOVE COVER. NO USER-SERVICABLE PARTS INSIDE. REFER SERVICING TO QUALIFIED SERVICE PERSONNEL.</p>	<p>THE EXCLAMATION POINT WITHIN THE TRIANGLE IS A WARNING SIGN ALERTING YOU OF IMPORTANT INSTRUCTIONS ACCOMPANYING THE PRODUCT</p>
<p>SEE MARKING ON BOTTOM/BACK OF PRODUCT</p>		


**WARNING:** APPARATUS SHALL NOT BE EXPOSED TO DRIPPING OR SPLASHING AND NO OBJECTS FILLED WITH LIQUIDS, SUCH AS VASES, SHALL BE PLACED ON THE APPARATUS.

**WARNING:** THE MAIN POWER PLUG MUST REMAIN READILY OPERABLE

**CAUTION:** TO REDUCE THE RISK OF ELECTRIC SHOCK, GROUNDING OF THE CENTER PIN OF THIS PLUG MUST BE MAINTAINED.

**WARNING:** TO REDUCE THE RISK OF FIRE OR ELECTRIC SHOCK, DO NOT EXPOSE THIS APPRATUS TO RAIN OR MOISTURE.

**WARNING:** TO PREVENT INJURY, THIS APPARATUS MUST BE SECURELY ATTACHED TO THE FLOOR/WALL/RACK IN ACCORDANCE WITH THE INSTALLATION INSTRUCTIONS.

	<p>This product is AC only.</p>
---	---------------------------------

---

## *Important Safety Instructions*

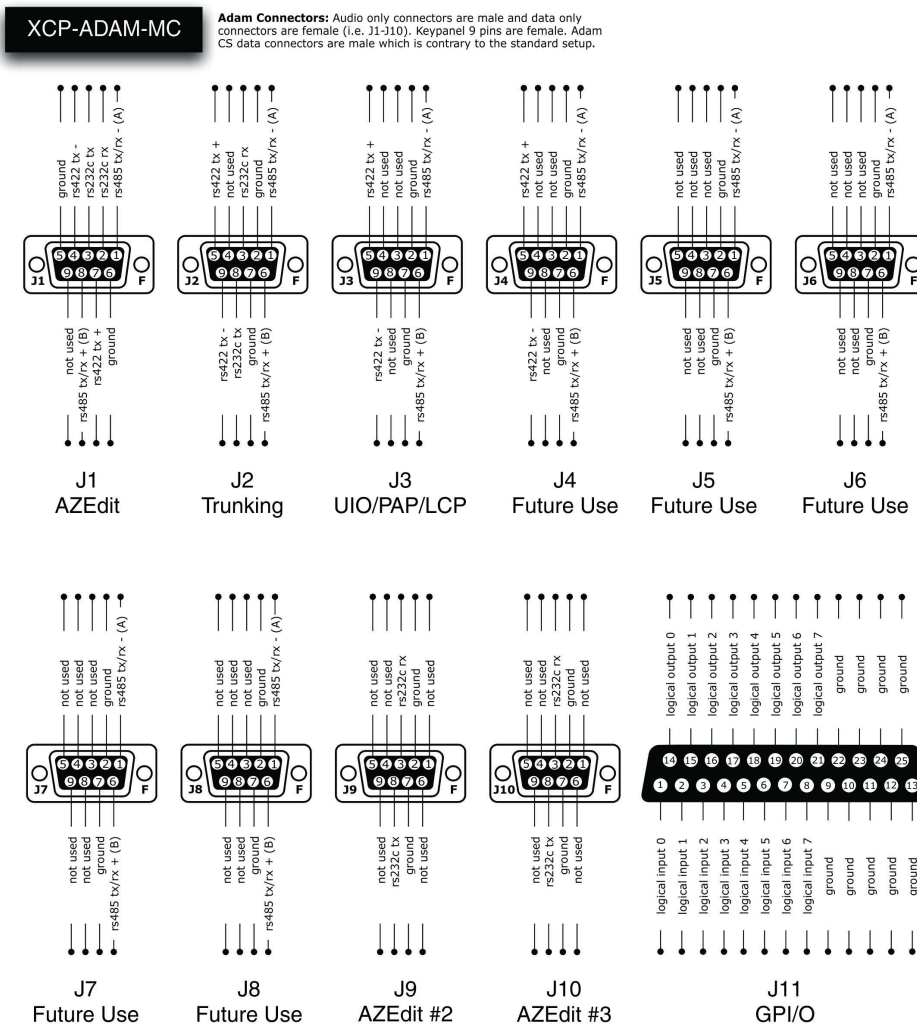
1. Read these instructions.
2. Keep these instructions.
3. Heed all warnings.
4. Follow all instructions.
5. Do not use this apparatus near water.
6. Clean only with dry cloth.
7. Do not block any ventilation openings. Install in accordance with the manufacturer's instructions.
8. Do not install near any heat sources such as radiators, heat registers, stoves, or other apparatus (including amplifiers) that produce heat.
9. Do not defeat the safety purpose of the polarized or grounding-type plug. A polarized plug has two blades with one wider than the other. A grounding type plug has two blades and a third grounding prong. The wide blade or the third prong are provided for your safety. If the provided plug does not fit into your outlet, consult an electrician for replacement of the obsolete outlet.
10. Protect the power cord from being walked on or pinched particularly at plugs, convenience receptacles, and the point where they exit from the apparatus.
11. Only use attachments/accessories specified by the manufacturer.
12. Use only with the cart, stand, tripod, bracket, or table specified by the manufacturer, or sold with the apparatus. When a cart is used, use caution when moving the cart/apparatus combination to avoid injury from tip-over.
13. Unplug this apparatus during lightning storms or when unused for long periods of time.
14. Refer all servicing to qualified service personnel. Servicing is required when the apparatus has been damaged in any way, such as power-supply cord or plug is damaged, liquid has been spilled or objects have fallen into the apparatus, the apparatus has been exposed to rain or moisture, does not operate normally, or has been dropped.



# XCP-ADAM-MC

## 9000-7556-000

The XCP-ADAM-MC Breakout Panel affords the ADAM more connections to frame accessories without losing the connections to AZedit, and the ability to Trunk systems.



**NOTE:** AZedit sessions are only enabled on J9 or J10 when the advanced communication boxes are enabled from "communications" screen and the correct baud rates are configured.

Figure 1. XCP-ADAM MC

## Specifications

Dimensions:

18.98" (482mm) W x 1.69" (43mm) H x .472" (12mm) D

Weight:

1 lb. (.4535924 kg)

## Baud Rates for the XCP-ADAM-MC

**NOTE:** J9 and J10 are RS-232, J7 and J8 are RS-485. In DBX systems, you can elect whether to use J7 and J8 or J9 and J10 for your second and third AZedit ports.

CONNECTOR	DESCRIPTION	BAUD RATE
J1	AZedit	9600 or 38.4K
J2	Trunking	9600 or 38.4K
J3	UIO/PAP	76.8K
J4	PAP-32	9600
J5	not used	
J6	not used	
J7	General Purpose/Bus Exp	9600, 19.2K, or 38.4K
J8	General Purpose/Bus Exp	9600, 19.2K, or 38.4K
J9	AZedit	9600, 19.2K, or 38.4K
J10	AZedit	9600, 19.2K, or 38.4K

AZedit #1		
68-pin Master Controller	J-1 of XCP-ADAM-MC	Assignment 2W
1	1	RS485 TX/RX-
3	2	RS232C RX
37	3	RS232C TX
4	4	RS422 TX-
2	5	Ground
2	6	Ground

AZedit #1		
68-pin Master Controller	J-1 of XCP-ADAM-MC	Assignment 2W
38	7	RS422 TX+
35	8	RS485 TX/RX+
	9	

Trunking System		
68-pin Master Controller	J-2 of XCP-ADAM-MC	Assignment 2W
5	1	RS485 TX/RX-
36	2	Ground
6	3	RS232C RX
	4	Not Used
41	5	RS422 TX+
39	6	RS485 TX/RX+
36	7	Ground
40	8	RS232C TX
7	9	RS422 TX-

UIO-256/PAP/LCP		
68-pin Master Controller	J-3 of XCP-ADAM-MC	Assignment 2W
8	1	RS485 TX/RX-
9	2	Ground
	3	Not Used
	4	Not Used
44	5	RS422 TX+
42	6	RS485 TX/RX+
9	7	Ground
	8	Not Used
10	9	RS422 TX-

General Purpose		
68-pin Master Controller	J-4 of XCP-ADAM-MC	Assignment 2W
11	1	RS485 TX/RX-
43	2	Ground

General Purpose		
68-pin Master Controller	J-4 of XCP-ADAM-MC	Assignment 2W
	3	Not Used
	4	Not Used
46	5	RS422 TX+
45	6	RS485 TX/RX+
43	7	Ground
	8	Not Used
12	9	RS422 TX-

General Purpose		
68-pin Master Controller	J-5 of XCP-ADAM-MC	Assignment 2W
11	1	RS485 TX/RX-
14	2	Ground
	3	Not Used
	4	Not Used
	5	Not Used
47	6	RS485 TX/RX+
14	7	Ground
	8	Not Used
	9	Not Used

General Purpose / Bus Exp.		
68-pin Master Controller	J-6 of XCP-ADAM-MC	Assignment 2W
15	1	RS485 TX/RX-
48	2	Ground
	3	Not Used
	4	Not Used
	5	Not Used
49	6	RS485 TX/RX+
48	7	Ground
	8	Not Used
	9	Not Used

General Purpose / Bus Exp.		
68-pin Master Controller	J-7 of XCP-ADAM-MC	Assignment 2W
16	1	RS485 TX/RX-
17	2	Ground
	3	Not Used
	4	Not Used
	5	Not Used
50	6	RS485 TX/RX+
17	7	Ground
	8	Not Used
	9	Not Used

General Purpose / Bus Exp.		
68-pin Master Controller	J-8 of XCP-ADAM-MC	Assignment 2W
18	1	RS485 TX/RX-
51	2	Ground
	3	Not Used
	4	Not Used
	5	Not Used
52	6	RS485 TX/RX+
51	7	Ground
	8	Not Used
	9	Not Used

AZedit #2		
68-pin Master Controller	J-9 of XCP-ADAM-MC	Assignment 2W
	1	Not Used
19	2	Ground
20	3	RS232C RX
	4	Not Used
	5	Not Used
	6	Not Used
19	7	Ground
53	8	RS232C TX
	9	Not Used

AZedit #3		
68-pin Master Controller	J-10 of XCP-ADAM-MC	Assignment 2W
	1	Not Used
67	2	Ground
21	3	RS232C RX
	4	Not Used
	5	Not Used
	6	Not Used
67	7	Ground
54	8	RS232C TX
	9	Not Used

General Purpose			
68-pin Master Controller	J-11 of XCP-ADAM-MC	Assignment	Signal
22	1	MI (0)	Logical Input (0)
23	2	MI (1)	Logical Input (1)
24	3	MI (2)	Logical Input (2)
25	4	MI (3)	Logical Input (3)
26	5	MI (4)	Logical Input (4)
27	6	MI (5)	Logical Input (5)
28	7	MI (6)	Logical Input (6)
29	8	MI (7)	Logical Input (7)
30	9	Ground	Ground
31	10	Ground	Ground
32	11	Ground	Ground
33	12	Ground	Ground
34	13	Ground	Ground
55	14	MO (0)	Logical Output (0)
56	15	MO (1)	Logical Output (1)
57	16	MO (2)	Logical Output (2)
58	17	MO (3)	Logical Output (3)

General Purpose			
68-pin Master Controller	J-11 of XCP-ADAM-MC	Assignment	Signal
59	18	MO (4)	Logical Output (4)
60	19	MO (5)	Logical Output (5)
61	20	MO (6)	Logical Output (6)
62	21	MO (7)	Logical Output (7)
63	22	Ground	Ground
64	23	Ground	Ground
65	24	Ground	Ground
66	25	Ground	Ground





---

**Bosch Security Systems, Inc.**

12000 Portland Avenue South

Burnsville, MN 55337 U.S.A.

[www.boschcommunications.com](http://www.boschcommunications.com)